
















# GARLAND SPECIAL EVENTS CENTER GRADUATION RULES

-  The Special Events Center rules prohibit loitering in the parking lot
-  Carry-in items are discouraged. All bags will be inspected for safety purposes
-  Cameras are allowed but NO TRIPODS are permitted
-  All patrons must be **DRUG and ALCOHOL FREE**
-  No lewd, inappropriate, or disruptive behavior will be allowed
-  Patrons may leave the facility but MAY NOT RETURN WITHOUT A TICKET
-  Appropriate dress, including shirt and shoes, is required
-  **NO SMOKING** allowed
-  Family and friends are not allowed to move onto the arena floor or backstage
-  No animals are allowed – except for handicapped attendees needing assistance from that animal, ie. Eye-seeing dog.
-  All persons must remain seated at all times
-  Pictures must be taken from your seat in the audience
-  **NO OTHER VIDEO COMPANIES WILL BE ALLOWED IN THE CENTER TO PRODUCE VIDEOS FOR SALE OR PERSONAL USE**
-  Umbrellas may not be brought into the arena. In the event of inclement weather, guests are encouraged to bring appropriate apparel such as raincoats, pullovers or ponchos.
-  **OTHER ITEMS NOT ALLOWED IN THE FACILITY:**
  - Containers, coolers, food, or beverages of any kind
  - Signs, placards, or mortarboards
  - Balloons, beach balls, Frisbees, or flying tortillas, soap bubbles, silly string, glitter, confetti, noisemakers
  - Bullhorns or air horns
  - Laser pens
  - Weapons (small knives included)
-  Small Gift bags (less than 12 inches in height) are permitted, but are subject to screening

This is a respectful event. Family and friends should listen quietly to student and adult speeches, and to refrain from shouting as names are read. This is an important experience for every family; every family wants to hear the name of their graduates as he/she crosses the stage.

To help expedite the ceremony and not disrupt the next student receiving his/her diploma, it is requested that all applause be held until all graduates have received their diplomas. There will be ample opportunities for enthusiastic celebration at the conclusion of the ceremony.

## Driving Directions for GARLAND SPECIAL EVENTS CENTER

[www.specialeventscenter.com](http://www.specialeventscenter.com)

### From US 80 West

- From Terrell take US 80 west and continue westbound on US 80 to I-635.
- Bear right onto I-635 N heading towards Mesquite.
- Continue northbound (and eventually westbound) until reaching the Garland Road/Shiloh Exit.
- Stay on the access road across Northwest Hwy.
- The road will end at Shiloh. Turn right (north) on Shiloh.
- After crossing some railroad tracks, you will come to S. Garland Avenue\*.
- Turn right onto S. Garland Avenue and get into the center lane.
- Stay on Garland Avenue approximately 6 miles. After crossing Beltline Road, you will cross Apollo Road, and then come to an intersection where N. Garland Avenue makes a right turn north, and the main road becomes Arapaho Rd.
- Turn right onto N. Garland Avenue.
- Continue north approximately 1.1 miles, and then turn right onto Naaman Forest Blvd.
- About a block down the boulevard, the Special Events Center will be to your right on the south side of the road.

*\*Within the Dallas city limits, Garland Avenue is called Garland Road.*

### From HWY 205

- From Terrell take HWY 205 North towards Rockwall to I-30.
- Turn left under bridge onto I-30 West entrance ramp merging left onto I-30 heading towards Dallas.
- Continue westbound until reaching the Dalrock Road Exit.
- Take the Dalrock Road Exit. Veer right onto Dalrock Road.
- Continue on Dalrock to HWY 66.
- Turn left onto HWY 66 (Lakeview Pkwy) continue until reaching Rowlett Road.
- Turn right onto Rowlett Road. Continue on Rowlett Rd which will turn into Firewheel Pkwy.
- Turn left onto N Pres. George Bush Hwy 190-Toll Road continues until reaching E Brand Road Exit.
- Take the E Brand Rd Exit (**last free exit**) go straight through red light staying on the service road.
- Continue towards the next intersection North Garland Rd.
- Turn left onto North Garland Rd. Continue north approximately 0.5 mile.
- Turn left onto Naaman Forest Blvd.
- Garland Special Events Center is located on the right. Parking lots are located on both sides of Naaman Forest Blvd.
- Handicap Parking is located on the west side of the center.
- No charge for parking. *\*Within the Dallas city limits, Garland Avenue is called Garland Road.*

**MAP**  
**GARLAND SPECIAL EVENTS CENTER**  
4999 Naaman Forrest Blvd.  
Garland, Texas 75040

